ISUOG Education 2017

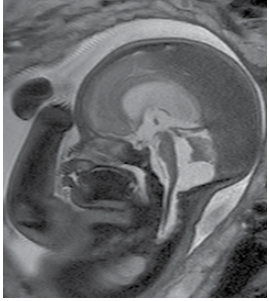
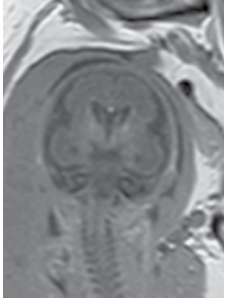
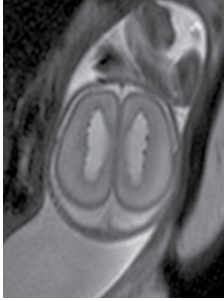

27th World Congress on Ultrasound in Obstetrics and Gynecology
16 – 19 September 2017, Vienna, Austria

Register now ▸

Pre-Congress course:

Essentials in Fetal MRI: methods and brain imaging

Friday 15 September 2017 - Vienna, Austria

Course chair
Daniela Prayer (Austria)

Why attend:

- Improve knowledge on how to perform fetal MRI
- Learn about typical fetal brain pathologies on Ultrasound and MRI
- Develop ability to perform unaccompanied correct examinations
- Gain knowledge about indications for fetal brain MRI
- Discuss case reports and troubleshooting with an expert faculty
- Become familiar with the ISUOG Fetal MRI guidelines
- Engage with an international panel of experts on topics such as normal supratentorial fetal Brain Development, ventriculomegaly US and MRI and post-mortem MRI: when why and how?

Delegate registered to main Congress:	**€150**
ISUOG member PCC only:	**€195***
Non-member PCC only:	**€275***
Trainee PCC only:	**€155**

** Includes 2018 ISUOG membership*

This course has been awarded 9 DFP points by the Austrian Board of Physicians.

Who should attend?

- Obstetricians
- Radiologists
- Specialists and technicians involved in prenatal scanning and diagnosis

About the course

MRI provides excellent soft tissue contrast, a large field of view, and is clearly improved in the hands of a skilled operator. Therefore, following the published guidelines for Fetal MRI, ISUOG would like to provide further training on the required method. This unique course is aimed at both obstetricians' and radiologists who want to or already perform fetal MRI. As well as gaining knowledge and confidence about indications for fetal brain MRI, specialist will be able to perform correct examinations on their own.

Find out more at **isuog.org/events**
congress@isuog.org | +44 (0)20 7471 9955

isuog.org

Course program

Friday 15 September 2017
Austria Center, Vienna

09:00 Basic methods of fetal MRI tips and tricks
09:40 Advanced applications of fetal MRI
10:15 Safety of MRI and Gadolinium in Pregnancy

10:45 Break

11:15 3T or 1.5T which fieldstrength is more appropriate for Fetal MRI?
11:45 Normal supratentorial fetal brain development: US and MRI
12:15 Abnormal development of cerebral commissures: US and MRI

13:00 Lunch

14:00 The fetal normal and pathological posterior fossa US and MRI
14:40 Ventriculomegaly US and MRI
15:10 Flair
15:25 Acquired brain anomaly US and MRI

16:00 Break

16:20 Postmortem MRI: when, why and how?
16:50 Brain malformation: US and MRI of complex syndromes
17:20 What would you have done? Interactive case sessions

Please note that this is a provisional program which may change.

PRE-CONGRESS VIENNA OBSTETRICS CPD EXPERTS

About ISUOG Education

ISUOG delivers quality education courses across Europe, North America and Australasia in Ultrasound in Obstetrics and Gynecology, providing up to date research and clinical guidance for a range of topics and professional levels.

Our courses are dynamic, interactive and provide delegates with practical tips as well as excellent networking opportunities.

Find out more at **isuog.org/events**
congress@isuog.org | +44 (0)20 7471 9955